

This sample Dissertation illustrates the UH College of Education and APA manual page formatting standards. Use this sample to help organize or format your Dissertation. Originally created August 2013. Updated in March 2017.

(Optional Copyright Page – assigned page number but not shown)

Commented [VL1]: Assign the header/footer to be a "different first page." The page number can then be removed from this page without affecting the preceeding pages.

| ←1.5" left margin → |

Copyright

by

First Last Name

Month YYYY

Commented [VL2]: Double spaced, centered.
Month and year of graduation (e.g. December 2015)

..... Section Break (Next Page)

Commented [VL3]: Insert a "Section Break (Next Page)." This will allow the page to be different by assigning it a page number but not allowing to be shown.



(Title Page—assigned page number but not shown)

TITLE OF DISSERTATION GOES HERE

Commented [VL4]: Assign the header/footer to be a "different first page." The page number can then be removed from this page without affecting the preceeding pages.

Commented [VL5]: All caps. Double spaced, centered.

A Dissertation Presented to the
Faculty of the College of Education
University of Houston

Commented [VL6]: Single spaced, centered.

In Partial Fulfillment
of the Requirements for the Degree

Commented [VL7]: Single spaced, centered.

Doctor of ...

Commented [VL8]: Single spaced, centered.

by

First Last Name

Month YYYY

Commented [VL9]: Double spaced, centered.

Month and year of graduation (e.g. December 2015)

..... Section Break (Next Page)

Commented [VL10]: Insert a "Section Break (Next Page)." This will allow the page to be different by assigning it a page number but not allowing to be shown.



| ←1.5" left margin → |

SAMPLE

(Approval Page with Original Signatures—assigned page number but not shown)

TITLE OF DISSERTATION GOES HERE

Commented [VL11]: Assign the header/footer to be a "different first page." The page number can then be removed from this page without affecting the preceeding pages.

Commented [VL12]: All caps. Double spaced, centered.

A Dissertation for the Degree
Doctor of

Commented [VL13]: Single spaced, centered.

by

First Last Name

Commented [VL14]: Double spaced, centered.

| ←1.5" left margin → |

Approved by Dissertation Committee:

Dr. First Last Name, Chairperson

Dr. First Last Name, Committee Member

Dr. First Last Name, Committee Member

Dr. First Last Name, Committee Member

Commented [LV15]: Single spaced, left aligned

Dr. First Last Name, Dean
College of Education

Commented [VL16]: Single spaced, right aligned

Month YYYY

Commented [VL17]: Double spaced, centered. Month and year of graduation (e.g.December 2015)

..... Section Break (Next Page)

Commented [VL18]: Insert a "Section Break (Next Page)." This will allow the page to be different by assigning it a page number but not allowing to be shown.



(Optional Acknowledgement Page- assigned page number but not shown. Preceding pages are numbered with lower case roman numerals)

Acknowledgment

←1.5" left margin →
Lorem ipsum dolor sit amet, consectetur adipiscing elit. Nulla tempor tempor diam, convallis feugiat turpis mattis vitae. Phasellus non scelerisque nunc. Vivamus luctus tellus eget tellus aliquet venenatis et lacinia risus. Maecenas hendrerit rutrum scelerisque. Fusce vitae massa lorem. Nam et ipsum sed turpis dapibus varius. In ac metus massa, eget dapibus mauris. Quisque turpis velit, blandit in tempus sed, consequat vel mauris. Sed augue ligula, egestas nec rutrum feugiat, vulputate non ligula. Ut sit amet nulla eu enim feugiat ultrices ac vitae leo. Donec commodo viverra nibh a luctus. Nam elementum accumsan purus ut auctor. Maecenas nec felis justo, a gravida lorem. Aenean adipiscing ligula sit amet lectus pulvinar fringilla. Donec eleifend, elit at sollicitudin tristique, nisl massa euismod ligula, id lobortis velit ligula ut sapien. Proin erat sapien, venenatis in volutpat non, dignissim id sem. Nam sed enim arcu. Sed id velit eros.

Suspendisse nibh orci, cursus eget molestie et, lacinia et odio. Etiam egestas tortor erat, id facilisis nibh. Donec neque lacus, congue a pellentesque quis, tristique a tellus. In ipsum ante, tincidunt non malesuada quis, pellentesque in tortor. Praesent porttitor pellentesque quam, et consequat quam placerat sed. Suspendisse mattis, odio at ornare pretium, arcu sem suscipit nibh, sagittis feugiat turpis urna eget nulla. Aenean at lobortis mauris. Donec congue mauris eu ipsum elementum ultricies. In enim leo, tempor eu commodo vitae, pellentesque vitae nunc. Donec tincidunt bibendum neque, vel eleifend orci cursus eu. Integer ac tortor turpis. Curabitur porttitor felis vitae leo fermentum vitae semper magna vehicula. Morbi vitae purus nunc. Pellentesque quis

Commented [VL19]: Assign the header/footer to be a "different first page." The page number can then be removed from this page without affecting the preceding pages.

Commented [LV20]: Double spaced, centered.

Commented [VL21]: APA 6 Format: Double space at the end of each sentence.

MS Word Trick: If there is only one space at the end of each sentence, click the "Home" tab → "Find" → "Advance Find" → "Replace" tab → "Find what: [period][space]" "Replace with": [period][space][space] → "Replace All"



purus leo, eget venenatis eros. Aliquam tortor nunc, tempor ut iaculis nec, venenatis ut tortor. Mauris dapibus, risus at malesuada dapibus, mauris enim suscipit lorem, id dignissim massa leo nec risus.

Vivamus quis dolor lectus. Pellentesque a orci porttitor nulla auctor viverra. Vestibulum rhoncus tellus eget nisi commodo convallis. Nullam feugiat lobortis semper. Nunc sit amet volutpat metus. Ut urna turpis, malesuada tempor scelerisque in, dictum eget libero. Phasellus blandit sapien a ligula tincidunt nec pulvinar velit ullamcorper. Suspendisse aliquet vulputate justo at placerat. Sed eget lorem non felis mollis posuere eu ac elit. In ante lorem, egestas sed mattis eget, luctus eu urna. Aenean viverra aliquet pharetra. Fusce ipsum dolor, luctus convallis consectetur id, molestie quis ligula. Vestibulum laoreet blandit nisi sit amet placerat. Morbi scelerisque semper nunc, non condimentum nisl faucibus sit amet. Praesent lacinia rhoncus ipsum, nec ultrices neque iaculis rutrum.

.....: *Section Break (Next Page)* :.....

Commented [VL22]: Insert a "Section Break (Next Page)." This will allow the page to be different by assigning it a page number but not allowing to be shown.

(Abstract Title Page—assigned page number but not shown)

Commented [VL23]: Assign the header/footer to be a “different first page.” The page number can then be removed from this page without affecting the preceeding pages.

TITLE OF DISSERTATION GOES HERE

Commented [VL24]: All caps. Double spaced, centered.

An Abstract
of a Dissertation Presented to the
Faculty of the College of Education
University of Houston

Commented [VL25]: Single space, centered.

In Partial Fulfillment
of the Requirements for the Degree

Commented [VL26]: Single space, centered.

Doctor of ...

Commented [VL27]: Single spaced, centered.

by

First Last Name

Month YYYY

Commented [VL28]: Double spaced, centered.. Month and year of graduation (e.g.December 2015)

..... Section Break (Next Page)

Commented [VL29]: Insert a “Section Break (Next Page).” This will allow the page to be different by assigning it a page number but not allowing to be shown.

| ←1.5" left margin → |

SAMPLE



(Abstract Page—assigned page number but not shown. Preceding pages are numbered with lower case roman numerals May not exceed 300 words.)

Commented [VL30]: Assign the header/footer to be a “different first page.” The page number can then be removed from this page without affecting the preceding pages.

Abstract

Commented [VL31]: Double spaced, centered, no bold.

Background: Lorem ipsum dolor sit amet, consectetur adipiscing elit. Nulla sollicitudin nec nisl ultrices venenatis. Phasellus vestibulum lacus sit amet ipsum maximus

Commented [LV32]: Bold, Times New Roman, 12 pt font, Ends in a colon. Background should describe the problem statement in three to four sentences.

vestibulum. Maecenas pulvinar sem quis eros eleifend hendrerit. **Purpose:** Sed hendrerit est vitae tortor semper ullamcorper. Morbi massa nisl, suscipit at metus id, ultrices

Commented [LV33]: Bold, Times New Roman, 12 pt font, Ends in a colon. Purpose should describe the research question in five to six sentences.

sagittis massa. Morbi accumsan ullamcorper dolor ut porta. Sed interdum nulla vitae eros lacinia, sit amet facilisis lacus dignissim. Orci varius natoque penatibus et magnis dis parturient montes, nascetur ridiculus mus. Nam faucibus ante odio, at dapibus leo cursus

a. **Methods:** Pellentesque habitant morbi tristique senectus et netus et malesuada fames

Commented [LV34]: Bold, Times New Roman, 12 pt font, Ends in a colon. Methods should describe the participants, instruments or sources of data, planned analyses, etc... in five to six sentences.

ac turpis egestas. Etiam pellentesque et velit sit amet varius. Suspendisse in egestas magna, at consectetur eros. Donec hendrerit nunc hendrerit nulla hendrerit dapibus.

Donec eu justo et risus varius varius a sed orci. Duis rhoncus hendrerit ligula, non

fringilla eros viverra nec. **Results:** Maecenas luctus, lectus nec suscipit blandit, erat

Commented [LV35]: Bold, Times New Roman, 12 pt font, Ends in a colon. Results should describe the findings in three to four sentences.

lorem ultricies ex, vel rutrum tellus ante et augue. Nunc mauris sapien, facilisis et ornare rutrum, imperdiet non risus. Nam non fermentum turpis. Morbi luctus porta semper.

Results will not be included in the Abstract of the proposal. It will only be included for the final Abstract only.

Conclusion: Class aptent taciti sociosqu ad litora torquent per conubia nostra, per

Commented [LV36]: Bold, Times New Roman, 12 pt font, Ends in a colon. Conclusion should describe the overall summary in three to four sentences.

inceptos himenaeos. Integer laoreet nisi et volutpat placerat. Curabitur vitae ante efficitur turpis bibendum viverra. Suspendisse pretium fringilla ipsum nec malesuada. Praesent

Conclusion will not be included in the Abstract of the proposal. It will only be included for the final Abstract only.

eget vestibulum arcu.

..... Section Break (Next Page)

Commented [VL37]: Insert a “Section Break (Next Page).” This will allow the page to be different by assigning it a page number but not allowing to be shown.



←1.5" left margin →

(Table of Contents Page—assigned page number but not shown. Preceding pages are numbered with lower case roman numerals)

Table of Contents

Chapter	Page
I. Level 1 Heading Title	1
Level 2 Heading Title	1
II. Level 1 Heading Title.....	3
Level 2 Heading Title	4
Level 2 Heading Title	5
Level 3 heading title.....	6
Level 4 heading title.....	7
Level 4 heading title.....	8
III. Level 1 Heading Title	10
Level 2 Heading Title	11
Level 2 Heading Title	12
IV. Level 1 Heading Title	14
Level 2 Heading Title	14
Level 3 heading title.....	15
Level 2 Heading Title	16
Level 3 heading title.....	17
V. Level 1 Heading Title	18
References.....	20
Appendix A Title	22
Appendix B Title.....	24
Appendix C Title.....	26

| ←1.5" left margin → |

Commented [VL38]: Assign the header/footer to be a "different first page." The page number can then be removed from this page without affecting the preceding pages.

Commented [VL39]: Double spaced, uppercase and lowercase, centered, no bold

If the proper Microsoft Word heading styles were used, a automated TOC can be generated. Click on the "References" tab, Click on "Table of Contents" and Select the last option "Insert Table of Contents." Review/Change the options appropriately.

Commented [LV40]: Table of Contents page number listings should be single space 1.0, 1.15, or 1.5 line spacing (not double spaced).

----- Page Break -----

Commented [LV41]: Insert a Page Break at the end of this page.



(List of Tables Page; page number assigned and shown)

List of Tables

Table	Page
1. Title.....	3
2. Title.....	8
3. Title.....	10

----- Page Break -----

Commented [VL42]: This list should include any tables located within the main body of work. Otherwise all tables can located at the end of the dissertation as an "Appendix".

Commented [LV43]: List of Tables page number listings should be single space 1.0, 1.15, or 1.5 line spacing (not double spaced).

Commented [LV44]: Insert a Page Break at the end of this page.

| ←1.5" left margin → |

SAMPLE

(List of Figures of Illustrations Page)

List of Figures

Figure	Page
1. Title.....	4
2. Title.....	6
3. Title.....	9

Commented [VL45]: This list should include any figures located within the main body of work. Otherwise all figures can be located at the end of the dissertation as an "Appendix".

Commented [LV46]: List of Figures page number listings should be single space 1.0, 1.15, or 1.5 line spacing (not double spaced).

| ←1.5" left margin → |

..... Section Break (Next Page)

Commented [VL47]: Insert a "Section Break (Next Page)." This will allow the page to be different by assigning it a page number but not allowing to be shown.

SAMPLE



(Text / Chapters Page – assigned page number but not shown. Preceding pages are numbered with Arabic numerals. The dissertation may include an optional running head of 50 characters or less.)

Chapter I

Level 1 Heading Title

Lorem ipsum dolor sit amet, consectetur adipiscing elit. Fusce tortor massa, mattis sed lobortis ac, posuere a nulla. Mauris odio leo, lacinia at iaculis et, aliquam quis velit. Maecenas gravida sem est, in facilisis tortor. Lorem ipsum dolor sit amet, consectetur adipiscing elit. Cum sociis natoque penatibus et magnis dis parturient montes, nascetur ridiculus mus. Fusce vel lacus vel odio molestie sagittis. Sed tincidunt auctor lobortis. Aliquam id convallis ipsum. Pellentesque habitant morbi tristique senectus et netus et malesuada fames ac turpis egestas. Vivamus vehicula iaculis bibendum. Nulla interdum, urna vel sollicitudin euismod, ligula sapien placerat erat, vel vehicula ipsum metus quis tortor. Sed sit amet erat in enim auctor dictum eget vel justo. Integer quis erat nec orci molestie sagittis nec quis dui. Cras cursus faucibus tortor eget adipiscing. Vivamus et nibh orci, pellentesque dictum nisi. Curabitur condimentum ante a purus imperdiet ac ornare velit tristique. Sed ut nunc augue.

Level 2 Heading Title

Pellentesque sollicitudin vestibulum nibh ut placerat. Donec eu felis dolor, at pulvinar ante. Vestibulum vel quam est, in vulputate arcu. Aliquam eleifend congue tellus eget vulputate. Cras vehicula suscipit arcu, sit amet consequat nulla sodales eget. Proin vitae ornare justo. Pellentesque quis mauris quis ipsum eleifend rutrum eu eget nisl. Nam imperdiet libero id odio placerat sit amet porta diam rhoncus. Cum sociis natoque penatibus et magnis dis parturient montes, nascetur ridiculus mus. Nulla velit

Commented [VL48]: Assign the header/footer to be a “different first page.” The page number can then be removed from this page without affecting the preceding pages.

Commented [LV49]: Use Shift+Enter to identify two lines of text as a single line for the Table of Contents.

Commented [VL50]: APA Level 1 Heading: Centered, Boldfaced, Uppercase and Lowercase Heading
For more information visit the APA Manual.

Commented [VL51]: Body of work must be left aligned, double space, Times New Roman, 12pt

Commented [VL52]: APA Level 2 Heading: Flush left, Boldface, Uppercase and Lowercase Heading
For more information visit the APA Manual.

| ←1.5" left margin → |

libero, pellentesque non sagittis rutrum, tincidunt nec odio. Sed ac tincidunt magna.

Etiam sed metus ante. Fusce fermentum volutpat auctor.

Pellentesque sollicitudin vestibulum nibh ut placerat. Donec eu felis dolor, at pulvinar ante. Vestibulum vel quam est, in vulputate arcu. Aliquam eleifend congue tellus eget vulputate. Cras vehicula suscipit arcu, sit amet consequat nulla sodales eget.

Proin vitae ornare justo. Pellentesque quis mauris quis ipsum eleifend rutrum eu eget nisl. Nam imperdiet libero id odio placerat sit amet porta diam rhoncus. Cum sociis natoque penatibus et magnis dis parturient montes, nascetur ridiculus mus. Nulla velit libero, pellentesque non sagittis rutrum, tincidunt nec odio. Sed ac tincidunt magna. Etiam sed metus ante. Fusce fermentum volutpat auctor.

Pellentesque sollicitudin vestibulum nibh ut placerat. Donec eu felis dolor, at pulvinar ante. Vestibulum vel quam est, in vulputate arcu. Aliquam eleifend congue tellus eget vulputate. Cras vehicula suscipit arcu, sit amet consequat nulla sodales eget. Proin vitae ornare justo. Pellentesque quis mauris quis ipsum eleifend rutrum eu eget nisl. Nam imperdiet libero id odio placerat sit amet porta diam rhoncus. Cum sociis natoque penatibus et magnis dis parturient montes, nascetur ridiculus mus. Nulla velit libero, pellentesque non sagittis rutrum, tincidunt nec odio. Sed ac tincidunt magna. Etiam sed metus ante. Fusce fermentum volutpat auctor.

..... *Section Break (Next Page)*

Commented [VL53]: Insert a "Section Break (Next Page)." This will allow the page to be different by assigning it a page number but not allowing to be shown.

(New Page Breaks for Chapters- assigned page number but not shown)
Preceding pages are numbered with Arabic numerals)

Chapter II

Level 1 Heading Title

←1.5" left margin →

Lorem ipsum dolor sit amet, consectetur adipiscing elit. Nulla tempor tempor diam, convallis feugiat turpis mattis vitae. Phasellus non scelerisque nunc. Vivamus luctus tellus eget tellus aliquet venenatis et lacinia risus. Maecenas hendrerit rutrum scelerisque. Fusce vitae massa lorem. Nam et ipsum sed turpis dapibus varius. In ac metus massa, eget dapibus mauris. Quisque turpis velit, blandit in tempus sed, consequat vel mauris. Sed augue ligula, egestas nec rutrum feugiat, vulputate non ligula. Ut sit amet nulla eu enim feugiat ultrices ac vitae leo. Donec commodo viverra nibh a luctus. Nam elementum accumsan purus ut auctor. Maecenas nec felis justo, a gravida lorem. Aenean adipiscing ligula sit amet lectus pulvinar fringilla. Donec eleifend, elit at sollicitudin tristique, nisl massa euismod ligula, id lobortis velit ligula ut sapien. Proin erat sapien, venenatis in volutpat non, dignissim id sem. Nam sed enim arcu. Sed id velit eros.

Table 1

Title

Stubhead	Column head	Column head
Row 1	123	234
Row 2	456	567

Note. Lorem ipsum dolor sit amet, consectetur adipiscing elit.

Commented [VL54]: Assign the header/footer to be a "different first page." The page number can then be removed from this page without affecting the preceding pages.

Commented [LV55]: Use Shift+Enter to identify two lines of text as a single line for the Table of Contents.

Commented [VL56]: APA Level 1 Heading: Centered, Boldfaced, Uppercase and Lowercase Heading
For more information visit the APA Manual.

Commented [LV57]: Use Shift+Enter to identify two lines of text as a single line for the List of Tables page.

Commented [LV58]: Single space if title falls in two lines

Commented [LV59]: Table data can be single spaced to allow it to fit on a page. Tables should not be split between two pages.

For more information visit the APA Manual.

Commented [LV60]: Single space if note falls in two lines.

Level 2 Heading Title

Suspendisse nibh orci, cursus eget molestie et, lacinia et odio. Etiam egestas tortor erat, id facilisis nibh. Donec neque lacus, congue a pellentesque quis, tristique a tellus. In ipsum ante, tincidunt non malesuada quis, pellentesque in tortor. Praesent porttitor pellentesque quam, et consequat quam placerat sed. Suspendisse mattis, odio at ornare pretium, arcu sem suscipit nibh, sagittis feugiat turpis urna eget nulla. Aenean at lobortis mauris. Donec congue mauris eu ipsum elementum ultricies. In enim leo, tempor eu commodo vitae, pellentesque vitae nunc. Donec tincidunt bibendum neque, vel eleifend orci cursus eu. Integer ac tortor turpis. Curabitur porttitor felis vitae leo fermentum vitae semper magna vehicula. Morbi vitae purus nunc. Pellentesque quis purus leo, eget venenatis eros. Aliquam tortor nunc, tempor ut iaculis nec, venenatis ut tortor. Mauris dapibus, risus at malesuada dapibus, mauris enim suscipit lorem, id dignissim massa leo nec risus.

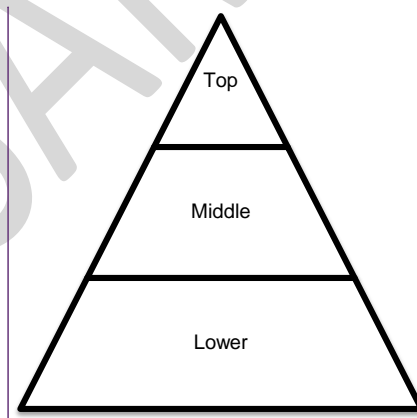


Figure 1. Title. Description of figure goes here.

Commented [VL61]: APA Level 2 Heading: Flush left, Boldface, Uppercase and Lowercase Heading.

For more information visit the APA Manual.

Commented [VL62]: APA6 Style: Figures should be centered on the page and should not exceed the margins. The text in a figure should be in a san serif font (such as Helvetica, Ariel, or Futura). The font size must be between eight and fourteen point.

For more information visit the APA Manual.

Commented [LV63]: Single space if description falls in two lines.

Vivamus quis dolor lectus. Pellentesque a orci porttitor nulla auctor viverra. Vestibulum rhoncus tellus eget nisi commodo convallis. Nullam feugiat lobortis semper. Nunc sit amet volutpat metus. Ut urna turpis, malesuada tempor scelerisque in, dictum eget libero. Phasellus blandit sapien a ligula tincidunt nec pulvinar velit ullamcorper. Suspendisse aliquet vulputate justo at placerat. Sed eget lorem non felis mollis posuere eu ac elit. In ante lorem, egestas sed mattis eget, luctus eu urna. Aenean viverra aliquet pharetra. Fusce ipsum dolor, luctus convallis consectetur id, molestie quis ligula. Vestibulum laoreet blandit nisi sit amet placerat. Morbi scelerisque semper nunc, non condimentum nisl faucibus sit amet. Praesent lacinia rhoncus ipsum, nec ultrices neque iaculis rutrum.

Level 2 Heading Title

Lorem ipsum dolor sit amet, consectetur adipiscing elit. Nulla tempor tempor diam, convallis feugiat turpis mattis vitae. Phasellus non scelerisque nunc. Vivamus luctus tellus eget tellus aliquet venenatis et lacinia risus. Maecenas hendrerit rutrum scelerisque. Fusce vitae massa lorem. Nam et ipsum sed turpis dapibus varius. In ac metus massa, eget dapibus mauris. Quisque turpis velit, blandit in tempus sed, consequat vel mauris. Sed augue ligula, egestas nec rutrum feugiat, vulputate non ligula. Ut sit amet nulla eu enim feugiat ultrices ac vitae leo. Donec commodo viverra nibh a luctus. Nam elementum accumsan purus ut auctor. Maecenas nec felis justo, a gravida lorem. Aenean adipiscing ligula sit amet lectus pulvinar fringilla. Donec eleifend, elit at sollicitudin tristique, nisl massa euismod ligula, id lobortis velit ligula ut sapien. Proin erat sapien, venenatis in volutpat non, dignissim id sem. Nam sed enim arcu. Sed id velit eros.

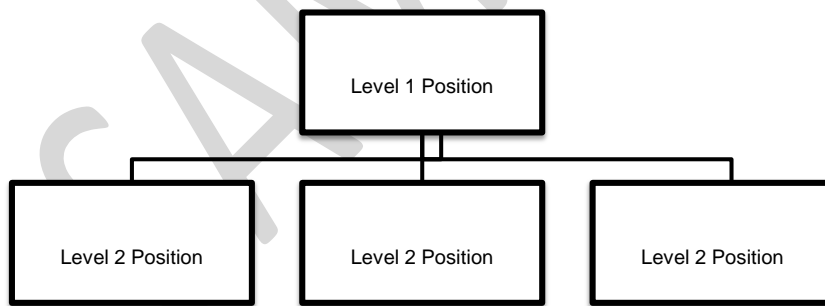
Commented [VL64]: APA Level 2 Heading: Flush left, Boldface, Uppercase and Lowercase Heading.

For more information visit the APA Manual.

Level 3 heading title. Suspendisse nibh orci, cursus eget molestie et, lacinia et odio. Etiam egestas tortor erat, id facilisis nibh. Donec neque lacus, congue a pellentesque quis, tristique a tellus. In ipsum ante, tincidunt non malesuada quis, pellentesque in tortor. Praesent porttitor pellentesque quam, et consequat quam placerat sed. Suspendisse mattis, odio at ornare pretium, arcu sem suscipit nibh, sagittis feugiat turpis urna eget nulla. Aenean at lobortis mauris. Donec congue mauris eu ipsum elementum ultricies. In enim leo, tempor eu commodo vitae, pellentesque vitae nunc. Donec tincidunt bibendum neque, vel eleifend orci cursus eu. Integer ac tortor turpis. Curabitur porttitor felis vitae leo fermentum vitae semper magna vehicula. Morbi vitae purus nunc. Pellentesque quis purus leo, eget venenatis eros. Aliquam tortor nunc, tempor ut iaculis nec, venenatis ut tortor. Mauris dapibus, risus at malesuada dapibus, mauris enim suscipit lorem, id dignissim massa leo nec risus.

Commented [VL65]: APA Level 3 Heading: Indented, boldface, lowercase paragraph heading ending with a period. Paragraph continues immediately following the heading.

For more information visit the APA Manual.



Commented [VL66]: APA6 Style: Figures should be centered on the page and should not exceed the margins. The text in a figure should be in a san serif font (such as Helvetica, Ariel, or Futura). The font size must be between eight and fourteen point.

For more information visit the APA Manual.

Figure 2. Title. Description of figure goes here.

Vivamus quis dolor lectus. Pellentesque a orci porttitor nulla auctor viverra. Vestibulum rhoncus tellus eget nisi commodo convallis. Nullam feugiat lobortis semper. Nunc sit amet volutpat metus. Ut urna turpis, malesuada tempor scelerisque in, dictum

Commented [LV67]: Single space if description falls in two lines.

eget libero. Phasellus blandit sapien a ligula tincidunt nec pulvinar velit ullamcorper. Suspendisse aliquet vulputate justo at placerat. Sed eget lorem non felis mollis posuere eu ac elit. In ante lorem, egestas sed mattis eget, luctus eu urna. Aenean viverra aliquet pharetra. Fusce ipsum dolor, luctus convallis consectetur id, molestie quis ligula. Vestibulum laoreet blandit nisi sit amet placerat. Morbi scelerisque semper nunc, non condimentum nisl faucibus sit amet. Praesent lacinia rhoncus ipsum, nec ultrices neque iaculis rutrum.

Level 4 heading title. Lorem ipsum dolor sit amet, consectetur adipiscing elit.

Nulla tempor tempor diam, convallis feugiat turpis mattis vitae. Phasellus non scelerisque nunc. Vivamus luctus tellus eget tellus aliquet venenatis et lacinia risus. Maecenas hendrerit rutrum scelerisque. Fusce vitae massa lorem. Nam et ipsum sed turpis dapibus varius. In ac metus massa, eget dapibus mauris. Quisque turpis velit, blandit in tempus sed, consequat vel mauris. Sed augue ligula, egestas nec rutrum feugiat, vulputate non ligula. Ut sit amet nulla eu enim feugiat ultrices ac vitae leo. Donec commodo viverra nibh a luctus. Nam elementum accumsan purus ut auctor. Maecenas nec felis justo, a gravida lorem. Aenean adipiscing ligula sit amet lectus pulvinar fringilla. Donec eleifend, elit at sollicitudin tristique, nisl massa euismod ligula, id lobortis velit ligula ut sapien. Proin erat sapien, venenatis in volutpat non, dignissim id sem. Nam sed enim arcu. Sed id velit eros.

Commented [VL68]: APA Level 4 Heading: Flush left, Boldface, Uppercase and Lowercase Heading. Paragraph continues immediately following the heading.

For more information visit the APA Manual.

Table 2 ↵

Title

Stubhead	Column head	Column head	Column head
Row 1	123	234	345
Row 2	456	567	678

Note. Lorem ipsum dolor sit amet, consectetur adipiscing elit.

Level 4 heading title. Suspendisse nibh orci, cursus eget molestie et, lacinia et

odio. Etiam egestas tortor erat, id facilisis nibh. Donec neque lacus, congue a pellentesque quis, tristique a tellus. In ipsum ante, tincidunt non malesuada quis, pellentesque in tortor. Praesent porttitor pellentesque quam, et consequat quam placerat sed. Suspendisse mattis, odio at ornare pretium, arcu sem suscipit nibh, sagittis feugiat turpis urna eget nulla. Aenean at lobortis mauris. Donec congue mauris eu ipsum elementum ultricies. In enim leo, tempor eu commodo vitae, pellentesque vitae nunc. Donec tincidunt bibendum neque, vel eleifend orci cursus eu. Integer ac tortor turpis. Curabitur porttitor felis vitae leo fermentum vitae semper magna vehicula. Morbi vitae purus nunc. Pellentesque quis purus leo, eget venenatis eros. Aliquam tortor nunc, tempor ut iaculis nec, venenatis ut tortor. Mauris dapibus, risus at malesuada dapibus, mauris enim suscipit lorem, id dignissim massa leo nec risus.

Vivamus quis dolor lectus. Pellentesque a orci porttitor nulla auctor viverra. Vestibulum rhoncus tellus eget nisi commodo convallis. Nullam feugiat lobortis semper. Nunc sit amet volutpat metus. Ut urna turpis, malesuada tempor scelerisque in, dictum eget libero. Phasellus blandit sapien a ligula tincidunt nec pulvinar velit ullamcorper. Suspendisse aliquet vulputate justo at placerat. Sed eget lorem non felis mollis posuere eu ac elit. In ante lorem, egestas sed mattis eget, luctus eu urna. Aenean viverra aliquet

Commented [LV69]: Use Shift+Enter to identify two lines of text as a single line for the Table of Contents. ↵

Commented [LV70]: Single space if title falls in two lines

Commented [LV71]: Table data can be single spaced to allow it to fit on a page. Tables should not be split between two pages.

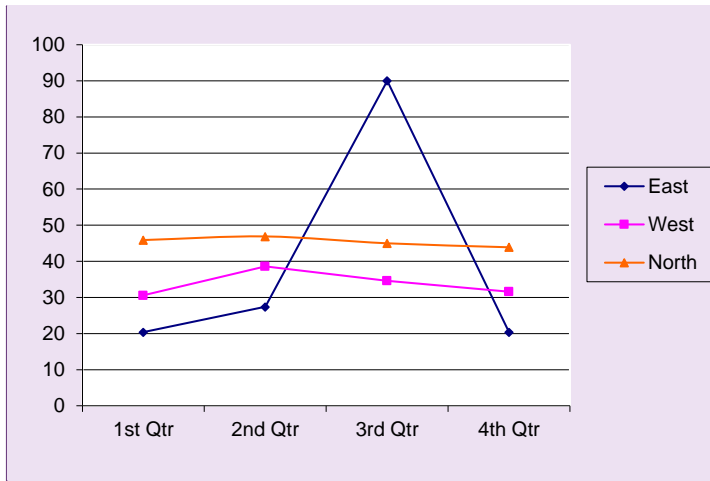
For more information visit the APA Manual.

Commented [LV72]: Single space if note falls in two lines.

Commented [VL73]: APA Level 4 Heading: Flush left, Boldface, Uppercase and Lowercase Heading. Paragraph continues immediately following the heading.

For more information visit the APA Manual.

pharetra. Fusce ipsum dolor, luctus convallis consectetur id, molestie quis ligula. Vestibulum laoreet blandit nisi sit amet placerat. Morbi scelerisque semper nunc, non condimentum nisl faucibus sit amet. Praesent lacinia rhoncus ipsum, nec ultrices neque iaculis rutrum.



Commented [VL74]: APA6 Style: Figures should be centered on the page and should not exceed the margins. The text in a figure should be in a san serif font (such as Helvetica, Ariel, or Futura). The font size must be between eight and fourteen point.
For more information visit the APA Manual.

| < 1.5" left margin > |

Figure 3. Title. Description of figure goes here.

Commented [LV75]: Single space if description falls in two lines.

..... Section Break (Next Page)

Commented [VL76]: Insert a "Section Break (Next Page)." This will allow the page to be different by assigning it a page number but not allowing to be shown.

(New Page Breaks for Chapters- assigned page number but not shown. Preceding pages are numbered with Arabic numerals)

Chapter III

Level 1 Heading Title

←1.5" left margin →

Lorem ipsum dolor sit amet, consectetur adipiscing elit. Fusce tortor massa, mattis sed lobortis ac, posuere a nulla. Mauris odio leo, lacinia at iaculis et, aliquam quis velit. Maecenas gravida sem est, in facilisis tortor. Lorem ipsum dolor sit amet, consectetur adipiscing elit. Cum sociis natoque penatibus et magnis dis parturient montes, nascetur ridiculus mus. Fusce vel lacus vel odio molestie sagittis. Sed tincidunt auctor lobortis. Aliquam id convallis ipsum. Pellentesque habitant morbi tristique senectus et netus et malesuada fames ac turpis egestas. Vivamus vehicula iaculis bibendum. Nulla interdum, urna vel sollicitudin euismod, ligula sapien placerat erat, vel vehicula ipsum metus quis tortor. Sed sit amet erat in enim auctor dictum eget vel justo. Integer quis erat nec orci molestie sagittis nec quis dui. Cras cursus faucibus tortor eget adipiscing. Vivamus et nibh orci, pellentesque dictum nisi. Curabitur condimentum ante a purus imperdiet ac ornare velit tristique. Sed ut nunc augue.

Table 3

Title

Subhead	Column head	Column head	Column head
Row 1	123	234	456
Row 2	678	789	901
Row 3	012	123	234

Note. Lorem ipsum dolor sit amet, consectetur adipiscing elit.

Commented [VL77]: Assign the header/footer to be a "different first page." The page number can then be removed from this page without affecting the preceding pages.

Commented [LV78]: Use Shift+Enter to identify two lines of text as a single line for the Table of Contents.

Commented [VL79]: APA Level 1 Heading: Centered, Boldfaced, Uppercase and Lowercase Heading.

For more information visit the APA Manual.

Commented [LV80]: Use Shift+Enter to identify two lines of text as a single line for the Table of Contents.

Commented [LV81]: Single space if title falls in two lines

Commented [LV82]: Table data can be single spaced to allow it to fit on a page. Tables should not be split between two pages.

For more information visit the APA Manual.

Commented [LV83]: Single space if note falls in two lines.

Pellentesque sollicitudin vestibulum nibh ut placerat. Donec eu felis dolor, at pulvinar ante. Vestibulum vel quam est, in vulputate arcu. Aliquam eleifend congue tellus eget vulputate. Cras vehicula suscipit arcu, sit amet consequat nulla sodales eget. Proin vitae ornare justo. Pellentesque quis mauris quis ipsum eleifend rutrum eu eget nisl. Nam imperdiet libero id odio placerat sit amet porta diam rhoncus. Cum sociis natoque penatibus et magnis dis parturient montes, nascetur ridiculus mus. Nulla velit libero, pellentesque non sagittis rutrum, tincidunt nec odio. Sed ac tincidunt magna. Etiam sed metus ante. Fusce fermentum volutpat auctor.

Level 2 Heading Title

Lorem ipsum dolor sit amet, consectetur adipiscing elit. Fusce tortor massa, mattis sed lobortis ac, posuere a nulla. Mauris odio leo, lacinia at iaculis et, aliquam quis velit. Maecenas gravida sem est, in facilisis tortor. Lorem ipsum dolor sit amet, consectetur adipiscing elit. Cum sociis natoque penatibus et magnis dis parturient montes, nascetur ridiculus mus. Fusce vel lacus vel odio molestie sagittis. Sed tincidunt auctor lobortis. Aliquam id convallis ipsum. Pellentesque habitant morbi tristique senectus et netus et malesuada fames ac turpis egestas. Vivamus vehicula iaculis bibendum. Nulla interdum, urna vel sollicitudin euismod, ligula sapien placerat erat, vel vehicula ipsum metus quis tortor. Sed sit amet erat in enim auctor dictum eget vel justo. Integer quis erat nec orci molestie sagittis nec quis dui. Cras cursus faucibus tortor eget adipiscing. Vivamus et nibh orci, pellentesque dictum nisi. Curabitur condimentum ante a purus imperdiet ac ornare velit tristique. Sed ut nunc augue.

Pellentesque sollicitudin vestibulum nibh ut placerat. Donec eu felis dolor, at pulvinar ante. Vestibulum vel quam est, in vulputate arcu. Aliquam eleifend congue

Commented [VL84]: APA Level 2 Heading: Flush left, Boldface, Uppercase and Lowercase Heading.

For more information visit the APA Manual.

tellus eget vulputate. Cras vehicula suscipit arcu, sit amet consequat nulla sodales eget. Proin vitae ornare justo. Pellentesque quis mauris quis ipsum eleifend rutrum eu eget nisl. Nam imperdiet libero id odio placerat sit amet porta diam rhoncus. Cum sociis natoque penatibus et magnis dis parturient montes, nascetur ridiculus mus. Nulla velit libero, pellentesque non sagittis rutrum, tincidunt nec odio. Sed ac tincidunt magna. Etiam sed metus ante. Fusce fermentum volutpat auctor.

Level 2 Heading Title

>Lorem ipsum dolor sit amet, consectetur adipiscing elit. Fusce tortor massa, mattis sed lobortis ac, posuere a nulla. Mauris odio leo, lacinia at iaculis et, aliquam quis velit. Maecenas gravida sem est, in facilisis tortor. Lorem ipsum dolor sit amet, consectetur adipiscing elit. Cum sociis natoque penatibus et magnis dis parturient montes, nascetur ridiculus mus. Fusce vel lacus vel odio molestie sagittis. Sed tincidunt auctor lobortis. Aliquam id convallis ipsum. Pellentesque habitant morbi tristique senectus et netus et malesuada fames ac turpis egestas. Vivamus vehicula iaculis bibendum. Nulla interdum, urna vel sollicitudin euismod, ligula sapien placerat erat, vel vehicula ipsum metus quis tortor.

Pellentesque sollicitudin vestibulum nibh ut placerat. Donec eu felis dolor, at pulvinar ante. Vestibulum vel quam est, in vulputate arcu. Aliquam eleifend congue tellus eget vulputate. Cras vehicula suscipit arcu, sit amet consequat nulla sodales eget. Proin vitae ornare justo. Pellentesque quis mauris quis ipsum eleifend rutrum eu eget nisl. Nam imperdiet libero id odio placerat sit amet porta diam rhoncus. Cum sociis natoque penatibus et magnis dis parturient montes, nascetur ridiculus mus. Nulla velit

Commented [VL85]: APA Level 2 Heading: Flush left, Boldface, Uppercase and Lowercase Heading.

For more information visit the APA Manual.

libero, pellentesque non sagittis rutrum, tincidunt nec odio. Sed ac tincidunt magna. Etiam sed metus ante. Fusce fermentum volutpat auctor.

Pellentesque sollicitudin vestibulum nibh ut placerat. Donec eu felis dolor, at pulvinar ante. Vestibulum vel quam est, in vulputate arcu. Aliquam eleifend congue tellus eget vulputate. Cras vehicula suscipit arcu, sit amet consequat nulla sodales eget. Proin vitae ornare justo. Pellentesque quis mauris quis ipsum eleifend rutrum eu eget nisl. Nam imperdiet libero id odio placerat sit amet porta diam rhoncus. Cum sociis natoque penatibus et magnis dis parturient montes, nascetur ridiculus mus. Nulla velit libero, pellentesque non sagittis rutrum, tincidunt nec odio. Sed ac tincidunt magna. Etiam sed metus ante. Fusce fermentum volutpat auctor.

.....: *Section Break (Next Page)* :.....

Commented [VL86]: Insert a "Section Break (Next Page)." This will allow the page to be different by assigning it a page number but not allowing to be shown.

(New Page Breaks for Chapters- assigned page number but not shown. Preceding pages are numbered with Arabic numerals)

Chapter IV

Level 1 Heading Title

←1.5" left margin →

Lorem ipsum dolor sit amet, consectetur adipiscing elit. Nulla tempor tempor diam, convallis feugiat turpis mattis vitae. Phasellus non scelerisque nunc. Vivamus luctus tellus eget tellus aliquet venenatis et lacinia risus. Maecenas hendrerit rutrum scelerisque. Fusce vitae massa lorem. Nam et ipsum sed turpis dapibus varius. In ac metus massa, eget dapibus mauris. Quisque turpis velit, blandit in tempus sed, consequat vel mauris. Sed augue ligula, egestas nec rutrum feugiat, vulputate non ligula. Ut sit amet nulla eu enim feugiat ultrices ac vitae leo. Donec commodo viverra nibh a luctus. Nam elementum accumsan purus ut auctor. Maecenas nec felis justo, a gravida lorem. Aenean adipiscing ligula sit amet lectus pulvinar fringilla. Donec eleifend, elit at sollicitudin tristique, nisl massa euismod ligula, id lobortis velit ligula ut sapien. Proin erat sapien, venenatis in volutpat non, dignissim id sem. Nam sed enim arcu. Sed id velit eros.

Level 2 Heading Title

Suspendisse nibh orci, cursus eget molestie et, lacinia et odio. Etiam egestas tortor erat, id facilisis nibh. Donec neque lacus, congue a pellentesque quis, tristique a tellus. In ipsum ante, tincidunt non malesuada quis, pellentesque in tortor. Praesent porttitor pellentesque quam, et consequat quam placerat sed. Suspendisse mattis, odio at ornare pretium, arcu sem suscipit nibh, sagittis feugiat turpis urna eget nulla. Aenean at lobortis mauris. Donec congue mauris eu ipsum elementum ultricies. In enim leo,

Commented [VL87]: Assign the header/footer to be a "different first page." The page number can then be removed from this page without affecting the preceding pages.

Commented [LV88]: Use Shift+Enter to identify two lines of text as a single line for the Table of Contents.

Commented [VL89]: APA Level 1 Heading: Centered, Boldfaced, Uppercase and Lowercase Heading.

For more information visit the APA Manual.

Commented [VL90]: APA Level 2 Heading: Flush left, Boldface, Uppercase and Lowercase Heading.

For more information visit the APA Manual.

tempor eu commodo vitae, pellentesque vitae nunc. Donec tincidunt bibendum neque, vel eleifend orci cursus eu. Integer ac tortor turpis. Curabitur porttitor felis vitae leo fermentum vitae semper magna vehicula. Morbi vitae purus nunc. Pellentesque quis purus leo, eget venenatis eros. Aliquam tortor nunc, tempor ut iaculis nec, venenatis ut tortor. Mauris dapibus, risus at malesuada dapibus, mauris enim suscipit lorem, id dignissim massa leo nec risus.

Vivamus quis dolor lectus. Pellentesque a orci porttitor nulla auctor viverra.

Vestibulum rhoncus tellus eget nisi commodo convallis. Nullam feugiat lobortis semper. Nunc sit amet volutpat metus. Ut urna turpis, malesuada tempor scelerisque in, dictum eget libero. Phasellus blandit sapien a ligula tincidunt nec pulvinar velit ullamcorper. Suspendisse aliquet vulputate justo at placerat. Sed eget lorem non felis mollis posuere eu ac elit. In ante lorem, egestas sed mattis eget, luctus eu urna. Aenean viverra aliquet pharetra. Fusce ipsum dolor, luctus convallis consectetur id, molestie quis ligula. Vestibulum laoreet blandit nisi sit amet placerat. Morbi scelerisque semper nunc, non condimentum nisl faucibus sit amet. Praesent lacinia rhoncus ipsum, nec ultrices neque iaculis rutrum.

Level 3 heading title. Lorem ipsum dolor sit amet, consectetur adipiscing elit.

Fusce tortor massa, mattis sed lobortis ac, posuere a nulla. Mauris odio leo, lacinia at iaculis et, aliquam quis velit. Maecenas gravida sem est, in facilisis tortor. Lorem ipsum dolor sit amet, consectetur adipiscing elit. Cum sociis natoque penatibus et magnis dis parturient montes, nascetur ridiculus mus. Fusce vel lacus vel odio molestie sagittis. Sed tincidunt auctor lobortis. Aliquam id convallis ipsum. Pellentesque habitant morbi tristique senectus et netus et malesuada fames ac turpis egestas. Vivamus vehicula iaculis

Commented [VL91]: APA Level 2 Heading: Flush left, Boldface, Uppercase and Lowercase Heading. Paragraph continues immediately following the heading.

For more information visit the APA Manual.

bibendum. Nulla interdum, urna vel sollicitudin euismod, ligula sapien placerat erat, vel vehicula ipsum metus quis tortor. Sed sit amet erat in enim auctor dictum eget vel justo. Integer quis erat nec orci molestie sagittis nec quis dui. Cras cursus faucibus tortor eget adipiscing. Vivamus et nibh orci, pellentesque dictum nisi. Curabitur condimentum ante a purus imperdiet ac ornare velit tristique. Sed ut nunc augue.

Pellentesque sollicitudin vestibulum nibh ut placerat. Donec eu felis dolor, at pulvinar ante. Vestibulum vel quam est, in vulputate arcu. Aliquam eleifend congue tellus eget vulputate. Cras vehicula suscipit arcu, sit amet consequat nulla sodales eget. Proin vitae ornare justo. Pellentesque quis mauris quis ipsum eleifend rutrum eu eget nisl. Nam imperdiet libero id odio placerat sit amet porta diam rhoncus. Cum sociis natoque penatibus et magnis dis parturient montes, nascetur ridiculus mus. Nulla velit libero, pellentesque non sagittis rutrum, tincidunt nec odio. Sed ac tincidunt magna. Etiam sed metus ante. Fusce fermentum volutpat auctor.

Level 2 Heading Title

Lorem ipsum dolor sit amet, consectetur adipiscing elit. Fusce tortor massa, mattis sed lobortis ac, posuere a nulla. Mauris odio leo, lacinia at iaculis et, aliquam quis velit. Maecenas gravida sem est, in facilisis tortor. Lorem ipsum dolor sit amet, consectetur adipiscing elit. Cum sociis natoque penatibus et magnis dis parturient montes, nascetur ridiculus mus. Fusce vel lacus vel odio molestie sagittis. Sed tincidunt auctor lobortis. Aliquam id convallis ipsum. Pellentesque habitant morbi tristique senectus et netus et malesuada fames ac turpis egestas. Vivamus vehicula iaculis bibendum. Nulla interdum, urna vel sollicitudin euismod, ligula sapien placerat erat, vel vehicula ipsum metus quis tortor. Sed sit amet erat in enim auctor dictum eget vel justo.

Commented [VL92]: APA Level 3 Heading: Indented, boldface, lowercase paragraph heading ending with a period.

For more information visit the APA Manual.

Integer quis erat nec orci molestie sagittis nec quis dui. Cras cursus faucibus tortor eget adipiscing. Vivamus et nibh orci, pellentesque dictum nisi. Curabitur condimentum ante a purus imperdiet ac ornare velit tristique. Sed ut nunc augue.

Level 3 heading title. Pellentesque sollicitudin vestibulum nibh ut placerat.

Donec eu felis dolor, at pulvinar ante. Vestibulum vel quam est, in vulputate arcu.

Aliquam eleifend congue tellus eget vulputate. Cras vehicula suscipit arcu, sit amet consequat nulla sodales eget. Proin vitae ornare justo. Pellentesque quis mauris quis ipsum eleifend rutrum eu eget nisl. Nam imperdiet libero id odio placerat sit amet porta diam rhoncus. Cum sociis natoque penatibus et magnis dis parturient montes, nascetur ridiculus mus. Nulla velit libero, pellentesque non sagittis rutrum, tincidunt nec odio.

Sed ac tincidunt magna. Etiam sed metus ante. Fusce fermentum volutpat auctor.

.....: *Section Break (Next Page)* :.....

Commented [VL93]: APA Level 3 Heading: Indented, boldface, lowercase paragraph heading ending with a period. Paragraph continues immediately following the heading.

For more information visit the APA Manual.

Commented [VL94]: Instead of a normal "Page Break," insert a "Next Page Section Break." This will allow the page to be different by assigning it a page number but not allowing it to be shown.

(New Page Breaks for Chapters- assigned page number but not shown. Preceding pages
are numbered with Arabic numerals)

Chapter V

Level 1 Heading Title

←1.5" left margin →

Lorem ipsum dolor sit amet, consectetur adipiscing elit. Nulla tempor tempor diam, convallis feugiat turpis mattis vitae. Phasellus non scelerisque nunc. Vivamus luctus tellus eget tellus aliquet venenatis et lacinia risus. Maecenas hendrerit rutrum scelerisque. Fusce vitae massa lorem. Nam et ipsum sed turpis dapibus varius. In ac metus massa, eget dapibus mauris. Quisque turpis velit, blandit in tempus sed, consequat vel mauris. Sed augue ligula, egestas nec rutrum feugiat, vulputate non ligula. Ut sit amet nulla eu enim feugiat ultrices ac vitae leo. Donec commodo viverra nibh a luctus. Nam elementum accumsan purus ut auctor. Maecenas nec felis justo, a gravida lorem. Aenean adipiscing ligula sit amet lectus pulvinar fringilla. Donec eleifend, elit at sollicitudin tristique, nisl massa euismod ligula, id lobortis velit ligula ut sapien. Proin erat sapien, venenatis in volutpat non, dignissim id sem. Nam sed enim arcu. Sed id velit eros.

Suspendisse nibh orci, cursus eget molestie et, lacinia et odio. Etiam egestas tortor erat, id facilisis nibh. Donec neque lacus, congue a pellentesque quis, tristique a tellus. In ipsum ante, tincidunt non malesuada quis, pellentesque in tortor. Praesent porttitor pellentesque quam, et consequat quam placerat sed. Suspendisse mattis, odio at ornare pretium, arcu sem suscipit nibh, sagittis feugiat turpis urna eget nulla. Aenean at lobortis mauris. Donec congue mauris eu ipsum elementum ultricies. In enim leo, tempor eu commodo vitae, pellentesque vitae nunc. Donec tincidunt bibendum neque,

Commented [VL95]: Assign the header/footer to be a "different first page." The page number can then be removed from this page without affecting the preceding pages.

Commented [LV96]: Use Shift+Enter to identify two lines of text as a single line for the Table of Contents.

Commented [LV97]: APA Level 1 Heading: Centered, Boldfaced, Uppercase and Lowercase Heading.

For more information visit the APA Manual.

vel eleifend orci cursus eu. Integer ac tortor turpis. Curabitur porttitor felis vitae leo fermentum vitae semper magna vehicula. Morbi vitae purus nunc. Pellentesque quis purus leo, eget venenatis eros. Aliquam tortor nunc, tempor ut iaculis nec, venenatis ut tortor. Mauris dapibus, risus at malesuada dapibus, mauris enim suscipit lorem, id dignissim massa leo nec risus.

Vivamus quis dolor lectus. Pellentesque a orci porttitor nulla auctor viverra. Vestibulum rhoncus tellus eget nisi commodo convallis. Nullam feugiat lobortis semper. Nunc sit amet volutpat metus. Ut urna turpis, malesuada tempor scelerisque in, dictum eget libero. Phasellus blandit sapien a ligula tincidunt nec pulvinar velit ullamcorper. Suspendisse aliquet vulputate justo at placerat. Sed eget lorem non felis mollis posuere eu ac elit. In ante lorem, egestas sed mattis eget, luctus eu urna. Aenean viverra aliquet pharetra. Fusce ipsum dolor, luctus convallis consectetur id, molestie quis ligula. Vestibulum laoreet blandit nisi sit amet placerat. Morbi scelerisque semper nunc, non condimentum nisl faucibus sit amet. Praesent lacinia rhoncus ipsum, nec ultrices neque iaculis rutrum.

.....: *Section Break (Next Page)* :.....

Commented [VL98]: Insert a "Section Break (Next Page)." This will allow the page to be different by assigning it a page number but not allowing to be shown.

(New Page Breaks for Chapters- assigned page number but not shown. Preceding pages
are numbered with Arabic numerals)



Commented [VL99]: Assign the header/footer to be a "different first page." The page number can then be removed from this page without affecting the preceding pages.

References

Author, A. A. (year). Title of work. Location: Publisher

Author A. A. (year). Article title. Journal Title, volume(issue), pages.

doi:xxxxxxxxxxxx

Author, A.A. (publication date). Title of web page. Retrieved from URL

Author, A. A. (year). Title of work. Location: Publisher

Author A. A. (year). Article title. Journal Title, volume(issue), pages.

doi:xxxxxxxxxxxx

Author, A.A. (publication date). Title of web page. Retrieved from URL

Author, A. A. (year). Title of work. Location: Publisher

Author A. A. (year). Article title. Journal Title, volume(issue), pages.

doi:xxxxxxxxxxxx

Author, A.A. (publication date). Title of web page. Retrieved from URL

Author, A. A. (year). Title of work. Location: Publisher

Author A. A. (year). Article title. Journal Title, volume(issue), pages.

doi:xxxxxxxxxxxx

Author, A.A. (publication date). Title of web page. Retrieved from URL

Author, A. A. (year). Title of work. Location: Publisher

Author A. A. (year). Article title. Journal Title, volume(issue), pages.

doi:xxxxxxxxxxxx

Author, A.A. (publication date). Title of web page. Retrieved from URL

Commented [VL100]: APA Level 1 Heading: Centered, Uppercase and Lowercase Heading. Manually un-bold heading.

Double space all citations.

For more information visit the APA Manual.

Commented [LV101]: A citation must not be separated between pages. If a citation is split between two pages, use a "page break" to push the citation to the following page.

| ←1.5" left margin → |

Author, A. A. (year). Title of work. Location: Publisher

Author A. A. (year). Article title. Journal Title, volume(issue), pages.

doi:xxxxxxxxxxxx

Author, A.A. (publication date). Title of web page. Retrieved from URL

Author, A. A. (year). Title of work. Location: Publisher

Author A. A. (year). Article title. Journal Title, volume(issue), pages.

doi:xxxxxxxxxxxx

Author, A.A. (publication date). Title of web page. Retrieved from URL

| <1.5" left margin > |

.....: *Section Break (Next Page)* :.....

Commented [VL102]: Insert a "Section Break (Next Page)."
This will allow the page to be different by assigning it a page number but not allowing to be shown.

SAMPLE

(New Page Breaks for Chapters- assigned page number but not shown. Preceding pages are numbered with Arabic numerals)



Commented [VL103]: Assign the header/footer to be a "different first page." The page number can then be removed from this page without affecting the preceding pages.

| ←1.5" left margin → |

Appendix A ↵

Title

Commented [LV104]: Use Shift+Enter to identify two lines of text as a single line for the Table of Contents. ↵

Commented [VL105]: APA Level 1 Heading: Centered, Boldfaced, Uppercase and Lowercase Heading.
For more information visit the APA Manual.

----- Page Break -----

Commented [LV106]: Insert a Page Break at the end of this page.

SAMPLE

(Appendix A document)

Table A1

Title

Stubhead	Column head	Column head	Column head
Row 1	AAA	AAA	BBB
Row 2	BBB	CCC	CCC
Row 3	DDD	DDD	EEE
Row 4	FFF	FFF	GGG
Row 5	GGG	HHH	HHH

Note. Lorem ipsum dolor sit amet, consectetur adipiscing elit.

Commented [LV107]: Single space if title falls in two lines

Commented [LV108]: Table data can be single spaced to allow it to fit on a page. Tables should not be split between two pages.

For more information visit the APA Manual.

Commented [LV109]: Single space if note falls in two lines.

Table A2

Title

Stubhead	Column head	Column head	Column head	Column head
Row 1	DDD	GGG	EEE	III
Row 2	EEE	WWW	AAA	CCC

Note. Lorem ipsum dolor sit amet, consectetur adipiscing elit.

Commented [LV110]: Single space if title falls in two lines

Commented [LV111]: Single space if note falls in two lines.

.....: *Section Break (Next Page)* :.....

Commented [VL112]: Insert a "Section Break (Next Page)." This will allow the page to be different by assigning it a page number but not allowing to be shown.

| ← 1.5" left margin → |



(New Page Breaks for Chapters- assigned page number but not shown. Preceding pages are numbered with Arabic numerals)

Commented [VL113]: Assign the header/footer to be a "different first page." The page number can then be removed from this page without affecting the preceding pages.

Appendix B ↵

Commented [LV114]: Use Shift+Enter to identify two lines of text as a single line for the Table of Contents. ↵

Title

Commented [VL115]: APA Level 1 Heading: Centered, Boldfaced, Uppercase and Lowercase Heading.
For more information visit the APA Manual.

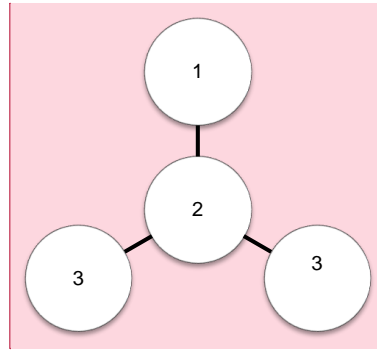
| ←1.5" left margin → |

----- Page Break -----

Commented [LV116]: Insert a Page Break at the end of this page.

SAMPLE

(Appendix B document)

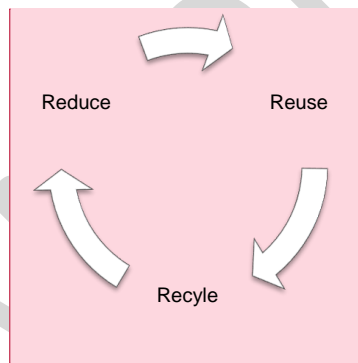


Commented [LV117]: APA6 Style: Figures should be centered on the page and should not exceed the margins. The text in a figure should be in a san serif font (such as Helvetica, Ariel, or Futura). The font size must be between eight and fourteen point.
 For more information visit the APA Manual.

| < 1.5" left margin > |

Figure B1. Title. Description of figure goes here.

Commented [LV118]: Single space if description falls in two lines.



Commented [LV119]: APA6 Style: Figures should be centered on the page and should not exceed the margins. The text in a figure should be in a san serif font (such as Helvetica, Ariel, or Futura). The font size must be between eight and fourteen point.
 For more information visit the APA Manual.

Figure B2. Title. Description of figure goes here.

Commented [LV120]: Single space if description falls in two lines.

..... Section Break (Next Page)

Commented [VL121]: Insert a "Section Break (Next Page)." This will allow the page to be different by assigning it a page number but not allowing to be shown.



(New Page Breaks for Chapters- assigned page number but not shown. Preceding pages are numbered with Arabic numerals)

Commented [VL122]: Assign the header/footer to be a "different first page." The page number can then be removed from this page without affecting the preceding pages.

Appendix C ↵

Commented [LV123]: Use Shift+Enter to identify two lines of text as a single line for the Table of Contents. ↵

Title

Commented [VL124]: APA Level 1 Heading: Centered, Boldfaced, Uppercase and Lowercase Heading.
For more information visit the APA Manual.

| ←1.5" left margin → |

----- Page Break -----

Commented [LV125]: Insert a Page Break at the end of this page.

SAMPLE

(Appendix C document)

Commented [LV126]: Documents within the Appendix are not required to be double spaced.

Lorem ipsum dolor sit amet.

Lorem ipsum dolor sit amet, consectetur adipiscing elit. Fusce tortor massa, mattis sed lobortis ac, posuere a nulla. Mauris odio leo, lacinia at iaculis et, aliquam quis velit. Maecenas gravida sem est, in facilisis tortor. Lorem ipsum dolor sit amet, consectetur adipiscing elit. Cum sociis natoque penatibus et magnis dis parturient montes, nascetur ridiculus mus. Fusce vel lacus vel odio molestie sagittis. Sed tincidunt auctor lobortis. Aliquam id convallis ipsum.

Lorem ipsum dolor sit amet.

1. Lorem ipsum dolor sit amet, consectetur adipiscing elit.
2. Curabitur vitae metus ac quam imperdiet dictum ut ut metus.
3. Fusce cursus porttitor ligula, id vulputate dui dictum vel.
4. Aliquam bibendum malesuada sapien, nec euismod erat luctus a.
5. Pellentesque tincidunt eros vitae felis tristique mattis.

Lorem ipsum dolor sit amet.

Lorem ipsum dolor sit amet, consectetur adipiscing elit. Fusce tortor massa, mattis sed lobortis ac, posuere a nulla. Mauris odio leo, lacinia at iaculis et, aliquam quis velit. Maecenas gravida sem est, in facilisis tortor.

Lorem ipsum dolor sit amet.

1. Lorem ipsum dolor sit amet, consectetur adipiscing elit.
2. Curabitur vitae metus ac quam imperdiet dictum ut ut metus.
3. Fusce cursus porttitor ligula, id vulputate dui dictum vel.